

Scaled data based on original data using
LM-79-08 Approved Method: Electrical and Photometric Measurements of Solid-
State Lighting Products

Test Report Prepared for
Cooper Lighting Solutions
(formerly Eaton)

Brand: INVUE

Report Number: P139586

Luminaire Tested: **ENT-F01-LED-E1-BL3-7050**

Issue Date: 03/03/2020

Test Information

Test Method: LM-79-08
Report Number: P139586
REPORT IS SCALED FROM IESNA LM-79-08 TEST DATA (P33645)
Test Lab: INNOVATION CENTER-P3
Issue Date: 03/03/2020
Manufacturer: COOPER LIGHTING SOLUTIONS (FORMERLY EATON)
Product Line: INVUE
Catalog Number: ENT-F01-LED-E1-BL3-7050
Description: ENTRI LED LUMINAIRE
(1) LIGHTBARS WITH AccuLED OPTICS - TYPE 3 W/ SPILL LIGHT CONTROL
Light Source: (7) 5000K CCT, 70 CRI LEDs
Ballast/Driver: -

Summary

Lumens per Lamp: N/A
Luminaire Lumens: 2289.1 lumens
Efficiency: N/A
Efficacy: 88.4 lumens/watt
Luminous Opening: Rectangular (W 1' x L: 0.17' x H: 0')
IES Classification: Type III - Short - Semi-Cutoff
BUG Rating: B1 - U0 - G1

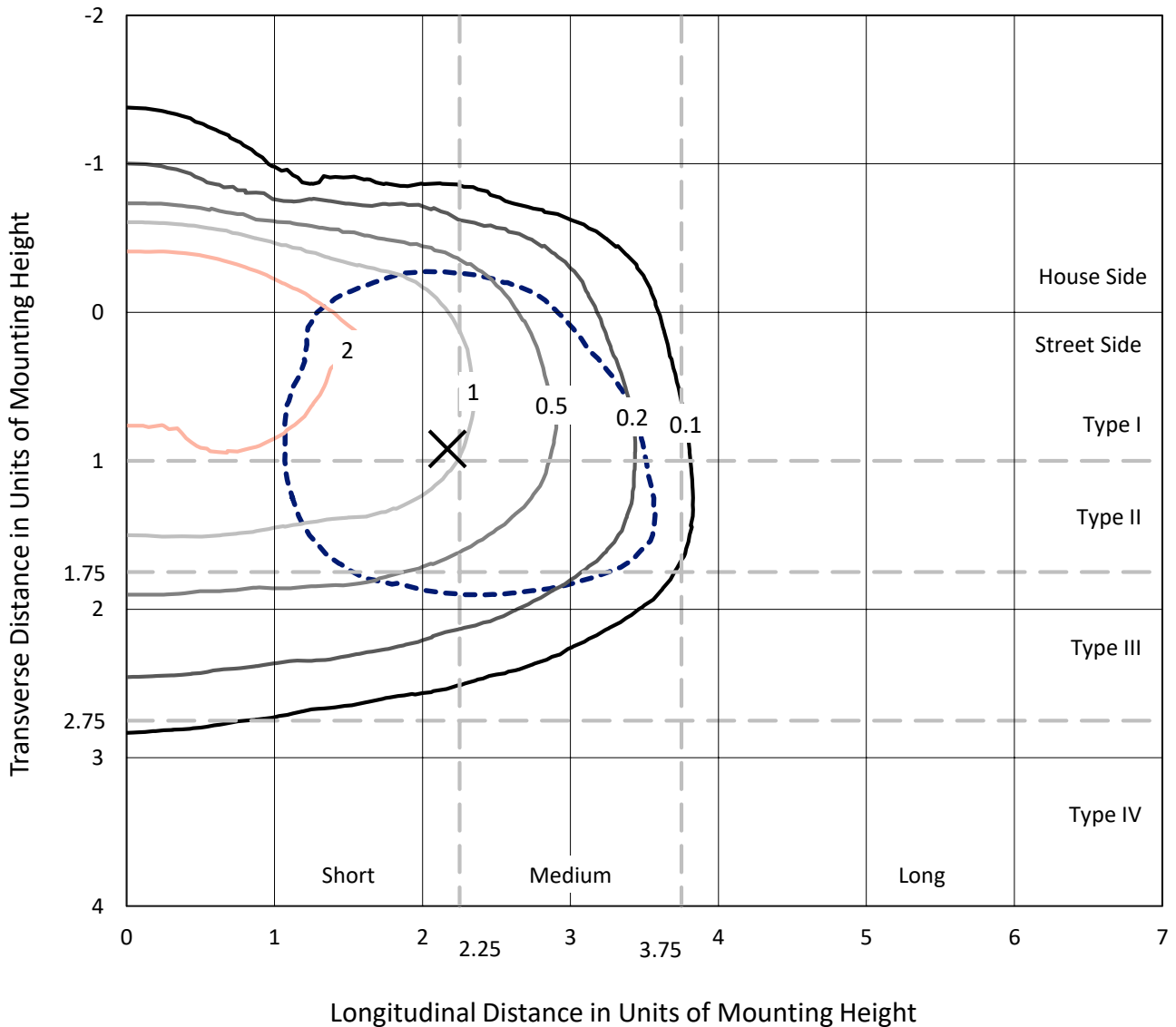
Input Watts (W): 25.9
Input Voltage (V): NR
Input Current (Ain): NR
Voltage Rise (V): NR
Power Factor: NR
Total Harmonic Distortion (THDi): NR
Frequency (hertz): 60
Stabilization Time: NR
Operation Time: NR
Ambient Temperature (°C): NR
Test Distance: 25 FT



REPORT NUMBER: P139586
 CATALOG NUMBER: ENT-F01-LED-E1-BL3-7050

Iso-Footcandle Lines of Horizontal Illumination

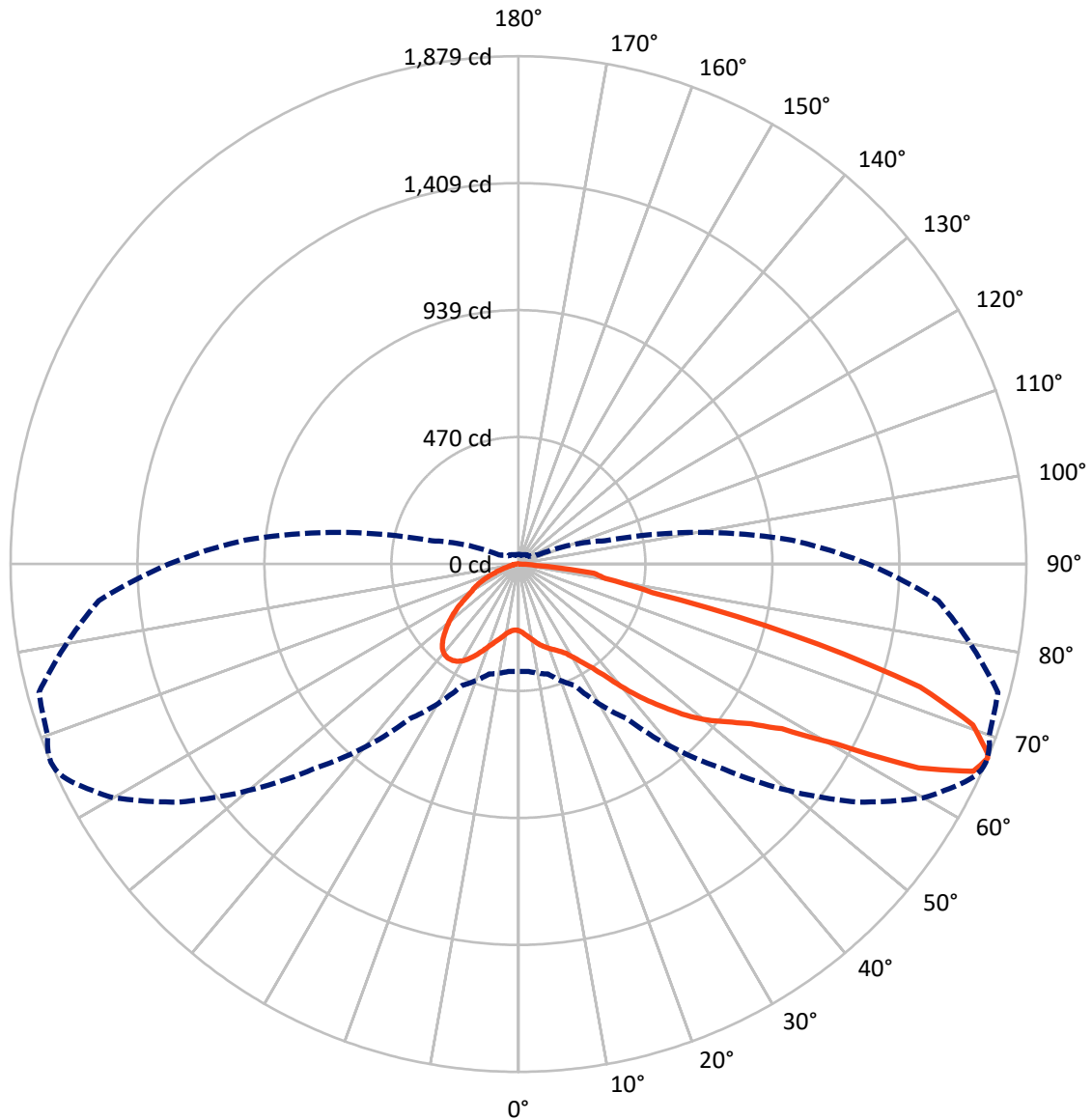
× Max cd
 - - - 1/2 Max cd



Based on 10 foot mounting height. Maximum calculated value = 3.1 fc
 Type III - Short - Semi-Cutoff

REPORT NUMBER: P139586
CATALOG NUMBER: ENT-F01-LED-E1-BL3-7050

Luminous Intensity Polar Plot



— Vertical Plane Through 67-Deg Lateral - - - Horizontal Cone Through 67-Deg Vertical

REPORT NUMBER: P139586

CATALOG NUMBER: ENT-F01-LED-E1-BL3-7050

FLUX DISTRIBUTION:

		Downward	Upward	Total
House Side	Lumens	555.8	0.0	555.8
	% Fixture	24.3	0.0	24.3
Street Side	Lumens	1733.3	0.0	1733.3
	% Fixture	75.7	0.0	75.7
Total	Lumens	2289.1	0.0	2289.1
	% Fixture	100.0	0.0	100.0

Coefficient of Utilization

ZONAL LUMENS:

Zone	Lumens	% Fixture
0°-10°	24.8	1.1
10°-20°	85.9	3.8
20°-30°	155.8	6.8
30°-40°	227.7	9.9
40°-50°	345.0	15.1
50°-60°	494.8	21.6
60°-70°	632.3	27.6
70°-80°	295.2	12.9
80°-90°	27.6	1.2
90°-100°	0.0	0.0
100°-110°	0.0	0.0
110°-120°	0.0	0.0
120°-130°	0.0	0.0
130°-140°	0.0	0.0
140°-150°	0.0	0.0
150°-160°	0.0	0.0
160°-170°	0.0	0.0
170°-180°	0.0	0.0
0°-90°	2289.1	100.0
0°-180°	2289.1	100.0



REPORT NUMBER: P139586

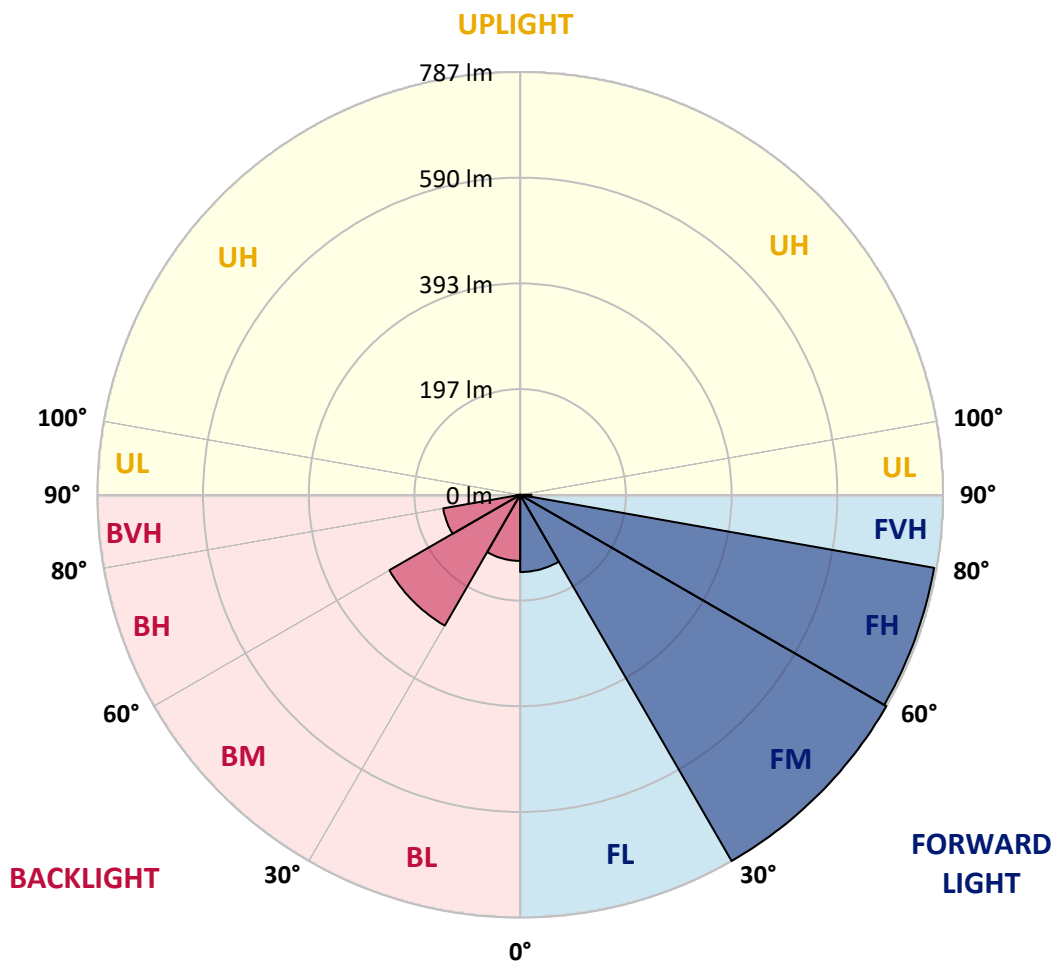
CATALOG NUMBER: ENT-F01-LED-E1-BL3-7050

LUMINAIRE CLASSIFICATION SYSTEM LUMEN TABLE AND BUG RATING:

Zone		Lumens	% Fixture	Zone Rating/Lumen Limit		
				B	U	G
FL	(0°-30°)	143.6	6.3			
FM	(30°-60°)	786.7	34.4			
FH	(60°-80°)	782.0	34.2			G1/1800
FVH	(80°-90°)	21.0	0.9			G1/100
BL	(0°-30°)	123.0	5.4	B1/500		
BM	(30°-60°)	280.8	12.3	B1/1000		
BH	(60°-80°)	145.4	6.4	B1/500		G1/500
BVH	(80°-90°)	6.7	0.3			G0/10
UL	(90°-100°)	0.0	0.0		U0/0	
UH	(100°-180°)	0.0	0.0		U0/0	

BUG Rating: B1-U0-G1

Type III Short





REPORT NUMBER: P139586

CATALOG NUMBER: ENT-F01-LED-E1-BL3-7050

CANDELA DISTRIBUTION (FULL):

	0°	5°	15°	25°	35°	45°	55°	60°	61°	62°	64°
0°	246.5	246.5	246.5	246.5	246.5	246.5	246.5	246.5	246.5	246.5	246.5
2.5°	256.2	256.2	256.7	256.7	256.2	256.2	253.7	253.7	253.7	253.3	253.3
5°	270.2	270.6	270.6	270.2	269.4	267.7	264.3	264.3	264.3	263.9	263.0
7.5°	286.3	285.9	286.3	285.0	283.3	281.2	276.6	276.1	275.3	275.3	274.5
10°	304.1	302.8	304.1	302.4	299.0	295.2	289.7	288.0	288.0	288.0	286.3
12.5°	322.3	321.9	322.7	319.8	313.8	309.6	304.1	302.0	301.6	301.6	300.7
15°	342.2	341.8	339.3	334.6	327.0	323.2	316.8	314.3	313.8	313.8	312.6
17.5°	363.0	363.0	356.6	346.9	336.3	330.8	326.1	324.4	324.0	324.0	323.6
20°	380.8	380.8	372.3	356.2	340.9	335.0	333.3	333.3	333.3	333.3	333.7
22.5°	393.9	392.6	381.2	361.3	342.6	337.6	341.8	342.2	342.2	343.1	343.5
25°	399.8	399.4	385.8	362.1	342.2	341.4	350.7	352.0	352.8	353.7	354.9
27.5°	400.2	400.2	386.7	361.7	341.8	348.1	361.7	365.5	366.4	368.1	370.2
30°	396.0	396.4	385.0	361.3	344.8	360.9	379.1	386.3	388.0	390.5	393.9
32.5°	390.9	391.8	385.0	365.5	357.9	382.9	407.0	417.2	418.9	422.3	425.7
35°	391.8	393.0	394.3	382.5	387.1	420.6	455.3	461.2	460.8	466.3	468.0
37.5°	397.3	400.2	409.6	411.7	429.5	476.1	512.5	525.2	525.2	530.3	528.6
40°	398.1	402.8	426.1	450.6	485.8	543.0	593.0	607.8	607.8	609.9	609.0
42.5°	418.0	422.3	455.7	499.4	549.3	616.7	671.7	684.9	687.8	685.7	687.4
45°	454.0	457.0	498.1	553.1	610.7	687.4	748.8	761.5	764.5	762.4	759.8
47.5°	499.8	504.0	547.6	612.9	672.2	752.6	827.6	842.4	845.4	842.0	843.3
50°	537.9	545.9	592.5	669.6	731.4	808.5	888.6	908.9	911.5	911.5	912.3
52.5°	572.6	579.8	624.7	710.7	779.3	858.9	933.9	960.2	963.1	965.2	966.9
55°	587.0	594.2	639.1	728.5	808.5	905.9	986.4	1021.6	1023.3	1028.8	1036.0
57.5°	587.4	593.4	637.4	728.1	823.8	948.3	1058.0	1112.6	1119.4	1126.6	1138.9
60°	547.6	554.8	598.9	706.9	836.5	995.7	1166.4	1266.8	1276.5	1297.3	1324.4
62.5°	487.5	492.6	530.7	637.0	836.5	1061.4	1340.9	1506.9	1539.6	1573.4	1623.4
65°	431.6	435.4	459.5	551.4	777.2	1114.8	1523.5	1714.5	1749.6	1775.0	1817.4
67°	396.9	398.5	421.4	496.4	697.6	1072.0	1535.7	1728.9	1759.0	1785.2	1838.6
67.5°	385.0	386.3	407.9	482.4	673.0	1046.1	1517.1	1717.0	1749.6	1776.3	1830.5
70°	296.1	292.2	310.9	379.5	543.8	834.8	1332.0	1562.4	1599.7	1635.3	1700.9
72.5°	176.6	171.1	183.0	220.2	352.4	586.6	1010.1	1282.0	1329.5	1374.0	1459.9
75°	106.3	106.7	115.6	141.5	192.3	368.9	652.7	834.4	878.8	920.8	988.5
77.5°	52.9	52.5	60.6	82.2	140.2	229.1	379.1	481.1	496.0	515.9	507.8
80°	16.9	16.5	17.8	22.4	50.4	153.7	238.5	302.0	308.8	312.6	317.2
82.5°	2.5	3.0	3.4	5.5	9.3	36.8	148.2	210.1	219.4	230.4	251.6
85°	0.0	0.0	0.4	0.4	1.3	3.0	14.0	36.0	37.7	45.7	53.8
87.5°	0.0	0.0	0.0	0.4	0.8	1.3	2.1	2.1	2.1	2.1	2.1
90°	0.0	0.0	0.0	0.0	0.0	0.0	0.0	0.0	0.0	0.0	0.0



REPORT NUMBER: P139586

CATALOG NUMBER: ENT-F01-LED-E1-BL3-7050

CANDELA DISTRIBUTION (continued):

	65°	66°	67°	68°	69°	70°	75°	85°	90°	95°	105°
0°	246.5	246.5	246.5	246.5	246.5	246.5	246.5	246.5	246.5	246.5	246.5
2.5°	252.9	252.9	252.4	252.0	252.0	252.0	251.2	250.7	248.2	247.3	245.7
5°	263.0	263.0	262.2	261.7	261.3	261.3	260.1	257.5	254.1	252.0	248.6
7.5°	274.0	273.6	272.8	272.8	271.1	271.1	269.4	264.7	261.3	258.4	254.1
10°	286.7	286.3	285.0	284.6	283.8	282.9	281.2	275.7	272.3	268.5	263.4
12.5°	300.7	299.9	299.0	298.6	297.7	296.9	295.2	290.1	286.7	282.9	277.0
15°	313.0	312.6	311.7	311.3	311.3	310.5	309.2	304.5	301.1	296.9	292.2
17.5°	324.0	323.6	323.2	323.2	322.7	322.7	322.3	318.1	316.0	312.6	307.9
20°	333.3	333.7	333.7	333.7	334.2	334.6	335.4	333.3	331.2	328.2	325.7
22.5°	343.5	343.9	345.2	345.2	346.0	346.5	349.4	349.0	348.1	346.0	343.9
25°	355.8	356.6	357.5	358.7	359.2	360.4	365.5	367.6	365.9	364.7	366.8
27.5°	371.9	373.6	374.4	376.1	376.9	378.6	386.3	390.9	389.7	390.1	394.7
30°	396.0	397.7	400.2	401.1	404.1	404.9	413.8	421.0	421.0	420.1	428.6
32.5°	428.2	429.5	432.4	434.5	436.2	437.9	446.4	454.0	454.9	457.4	460.8
35°	470.6	471.4	473.1	476.5	476.1	476.9	481.6	489.2	493.4	499.4	489.2
37.5°	526.5	529.4	528.6	529.0	525.6	527.7	529.4	537.5	546.4	552.3	512.9
40°	606.1	608.2	606.1	603.1	600.6	599.3	596.8	605.7	613.3	609.0	531.5
42.5°	683.6	684.4	682.7	677.7	675.5	671.3	664.5	675.5	679.8	659.9	541.3
45°	760.3	759.0	756.0	755.2	750.9	746.7	742.9	750.1	748.4	709.4	545.5
47.5°	840.7	839.5	837.3	833.9	829.3	828.4	825.1	824.2	811.9	751.8	543.4
50°	911.0	911.9	907.2	908.9	906.8	902.6	899.6	901.3	872.1	789.1	539.2
52.5°	971.6	971.6	969.5	971.6	970.7	968.6	971.2	998.7	938.1	841.6	532.8
55°	1041.9	1044.4	1042.8	1044.9	1046.1	1050.8	1061.4	1125.8	1036.8	905.9	518.4
57.5°	1144.8	1151.2	1149.5	1158.0	1165.6	1177.9	1216.4	1284.2	1159.2	976.7	490.0
60°	1329.5	1350.2	1349.4	1364.2	1379.5	1393.4	1460.8	1473.9	1297.7	1069.0	468.9
62.5°	1637.0	1653.9	1661.1	1677.2	1687.0	1689.5	1743.7	1647.6	1421.4	1152.9	457.0
65°	1836.0	1842.8	1849.2	1847.0	1841.1	1831.4	1834.8	1631.5	1380.3	1099.1	392.2
67°	1859.8	1873.7	1878.8	1875.4	1866.5	1853.0	1836.5	1558.6	1293.1	1015.2	331.6
67.5°	1853.0	1867.4	1872.0	1869.1	1861.4	1851.3	1831.8	1531.1	1263.4	988.1	316.0
70°	1744.1	1764.9	1783.9	1790.3	1790.7	1789.0	1769.5	1336.7	1075.4	829.7	239.7
72.5°	1487.0	1513.7	1553.5	1540.8	1561.2	1548.0	1503.6	913.6	737.0	593.0	168.1
75°	1003.4	1015.2	1047.4	1010.6	1013.9	990.7	817.9	530.7	457.0	385.8	101.2
77.5°	504.9	512.5	507.4	485.4	476.9	457.8	354.1	115.2	115.2	137.2	52.9
80°	320.2	323.2	326.5	331.6	338.0	338.8	245.7	33.9	30.5	31.8	28.8
82.5°	262.6	270.6	281.2	283.3	285.9	288.0	169.4	18.6	15.2	16.9	20.3
85°	61.0	66.1	63.1	55.9	59.7	46.2	23.7	7.6	6.8	8.5	14.0
87.5°	2.1	2.1	2.1	2.1	2.1	2.1	2.1	2.1	1.7	3.0	7.2
90°	0.0	0.0	0.0	0.0	0.0	0.0	0.0	0.0	0.0	0.0	0.0



REPORT NUMBER: P139586

CATALOG NUMBER: ENT-F01-LED-E1-BL3-7050

CANDELA DISTRIBUTION (continued):

	115°	125°	135°	145°	155°	165°	175°	180°
0°	246.5	246.5	246.5	246.5	246.5	246.5	246.5	246.5
2.5°	244.0	242.7	241.0	240.6	240.1	239.3	238.9	238.5
5°	245.2	242.7	240.1	238.5	237.6	236.8	235.9	235.9
7.5°	250.3	247.3	243.5	241.8	240.1	238.9	238.0	238.0
10°	258.8	255.4	250.7	248.6	246.5	245.2	244.4	243.5
12.5°	271.5	267.3	261.7	258.4	256.2	255.8	255.0	254.5
15°	287.2	282.5	276.6	273.2	269.8	268.9	268.1	267.7
17.5°	302.8	299.0	294.4	288.4	281.7	276.1	273.6	273.2
20°	320.6	318.9	311.7	298.6	283.8	272.3	267.7	267.7
22.5°	343.1	338.4	321.0	297.7	275.7	259.6	253.3	253.3
25°	367.6	352.0	319.8	288.4	261.3	241.4	232.9	232.9
27.5°	389.2	355.8	312.1	272.8	239.7	218.1	208.4	208.0
30°	406.2	353.7	298.6	250.7	214.3	189.7	178.7	178.7
32.5°	415.5	346.5	280.0	224.9	183.4	155.4	141.9	142.3
35°	418.0	334.2	255.4	190.6	146.1	118.6	106.3	106.3
37.5°	415.5	314.7	224.9	152.9	109.3	89.8	80.5	79.6
40°	407.0	285.5	184.2	111.8	81.3	69.9	66.1	65.2
42.5°	390.1	250.3	138.5	80.0	65.2	60.6	59.7	59.3
45°	363.4	202.9	96.1	62.7	58.4	57.2	57.2	56.8
47.5°	329.9	155.0	68.6	55.5	55.1	55.1	55.1	55.1
50°	292.7	109.7	55.9	52.5	52.1	52.9	53.4	53.4
52.5°	254.1	76.7	51.2	50.4	49.6	50.8	51.2	51.2
55°	212.2	60.1	49.1	48.3	47.0	47.4	48.3	48.3
57.5°	169.0	53.4	48.3	47.0	44.5	44.5	45.3	45.3
60°	134.3	51.2	47.9	44.9	41.5	41.5	42.4	42.8
62.5°	112.2	50.8	47.9	42.8	40.2	39.0	39.8	39.8
65°	93.6	50.8	46.6	42.8	38.1	36.4	37.3	37.3
67°	78.4	50.0	45.7	42.8	37.3	35.2	35.2	35.2
67.5°	74.1	49.6	46.2	42.8	36.8	34.7	34.3	34.3
70°	55.5	44.9	46.2	43.2	36.0	31.8	30.9	30.9
72.5°	43.2	41.1	44.9	44.5	35.2	29.2	27.5	27.1
75°	35.2	37.3	45.3	43.2	33.0	26.7	24.1	23.7
77.5°	30.1	31.8	38.1	34.7	27.5	23.7	21.2	20.8
80°	23.7	27.1	27.1	23.7	20.3	19.1	17.8	17.8
82.5°	19.1	20.8	17.8	16.1	15.2	14.8	14.0	14.0
85°	15.7	16.9	13.1	11.9	11.4	11.0	10.2	10.2
87.5°	12.3	10.6	6.8	6.4	6.4	5.9	5.9	6.4
90°	0.0	0.0	0.0	0.0	0.0	0.0	0.0	0.0

(END OF REPORT)